



*YOUR GEAR*

GRAND VITARA  
GEAR TO DOMINATE



EXCELLENCE  
ESCALATED

**HYBRID**





GX TYPE



GL TYPE



3 POINT LED DRL + TURN SIGNAL LAMPS



360° VIEW CAMERA\*




GUIDE ME LIGHT (TO CAR & TO HOME)



210mm GROUND CLEARANCE



REAR UPPER SPOILER WITH LED HIGH MOUNT STOP LAMP



17" DUAL-TONE ALLOY WHEELS\*



6-SPEED AUTOMATIC TRANSMISSION

# EXCELLENT SAFETY


Equipped with advanced safety system across all variants, your drives will always be fierce yet comfortable and safe.



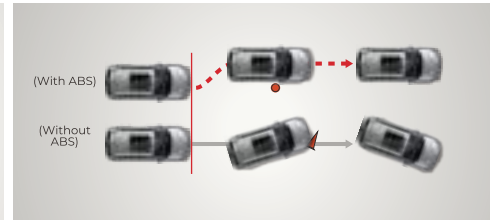
6 AIRBAGS



IMMOBILIZER



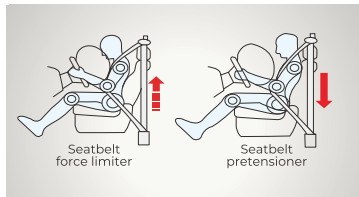
SUZUKI'S TECT CONCEPT



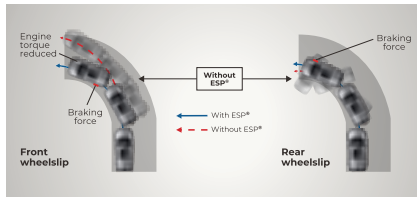
BRAKING SYSTEM (ABS, EBD & BA)



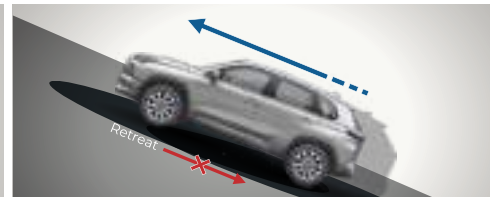
ISOFIX



3 ELR (EMERGENCY LOCKING RETRACTOR) WITH PRE TENSIONER SEAT BELT



ELECTRONIC STABILITY PROGRAM (ESP®) \*\*



HILL HOLD CONTROL



## EXCELLENT LOOK (GL TYPE)

Every Suzuki Grand Vitara looks just excellently stunning. No one can miss a glance on its avant-garde and powerful presence.

### GX COLOR VARIANTS



● PEARL SPLENDID SILVER + BLACK ● PEARL ARCTIC WHITE + BLACK ● PEARL CELESTIAL BLUE ● PEARL MIDNIGHT BLACK

### GL COLOR VARIANTS



● PEARL GRANDEUR GREY ○ PEARL ARCTIC WHITE ● PEARL MIDNIGHT BLACK

PANORAMIC SUNROOF\*

## EXCELLENT CONVENIENCE

Comfort and convenience are always accessible wherever you go. Everything is at place and compliments the outer strong SUV structure that escalates its sophisticated feel.



AUTO-DIMMING INSIDE  
REAR VIEW MIRROR\*



9 INCH  
HEAD UNIT DISPLAY\*



HEAD-UP DISPLAY\*



PADDLE SHIFT +  
CRUISE CONTROL



MID WITH SPEEDOMETER



WIRELESS CHARGER\*



REAR AC VENT



REAR USB PORTS\*



CABIN LIGHT IN 3 POSITIONS\*



SPACIOUS LUGGAGE



## EXCELLENT PRESENCE (GX TYPE)

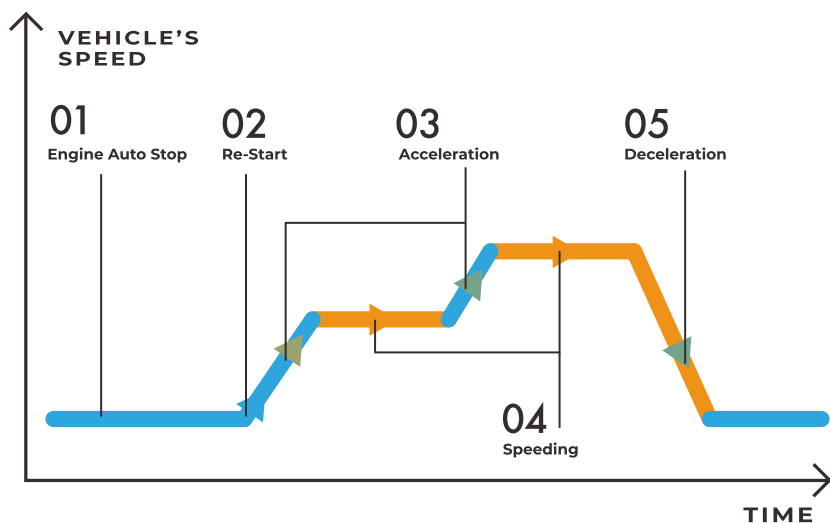
Through its sturdy built, it has the ruggedness of the Grand Vitara, while having a feeling of sophistication that creates the impression of a flagship SUV.

## EXCELLENT TECHNOLOGY

### K15C DUALJET ENGINE + SMART HYBRID VEHICLE BY SUZUKI (SHVS)

Excellent escalation happens from the inside, as Suzuki now geared with **1.5 litre engine** produces an environmentally friendly yet optimum torque output. It is also equipped with **Integrated Starter Generator (ISG)** from the Lithium-ION battery that preserves more energy and feel the utmost efficiency with **Engine Auto Stop** feature.

It is truly a better driving experience through smart technology, smooth engine vibration, efficient fuel consumption and eco-friendly.



- 01 Engine Auto Stop**  
 Smart feature that shuts down vehicle's engine when being stopped to create fuel efficiency.
- 02 Re-Start**  
 ISG use battery energy to ignite the engine after the auto stop
- 03 Acceleration Assist**  
 ISG technology use battery energy to assist engine rotation when accelerating
- 04 Speeding**  
 Engine works as normal condition without assist from ISG technology
- 05 Deceleration**  
 When the speed decelerates, ISG will utilize engine rotation to fill up the battery.

## SPECIFICATIONS

### ENGINE

Engine Type	K15C
Ignition	Spark Ignition
Number and Configuration of Cylinder	4 Cylinders in Line
Bore x Stroke [mm x mm]	74.0 X 85.0
Maximum Power [kW/rpm]	75.8/6,000
Maximum Torque [Nm/rpm]	136.8/4,400
Volume Cylinder [cc]	1,462

### DIMENSION OF VEHICLE

Length Total [mm]	4,345
Width Total [mm]	1,795
Height Total [mm]	1,645
Wheelbase [mm]	2,600
Tread:	
Front Tread	1,530
Rear Tread	1,535
Over Hang:	
Front Over Hang [mm]	915
Rear Over Hang [mm]	830
Min. Turning Radius [mm]	5,400
Ground Clearance [mm]	210

### TRANSMISSION & CLUTCH

Transmission Type	Automatic
Transmission Control System	6
Gear Comparison: Primary	
Gear 1	4,667
Gear 2	2,533
Gear 3	1,556
Gear 4	1,135
Gear 5	0.859
Gear 6	0.686
Reverse Gear	3,394
Final Gear	3,683

### BRAKING TYPE

Front Brake Type	Disc (ventilated)
Rear Brake Type	Disc (solid)

### SUSPENSION TYPE

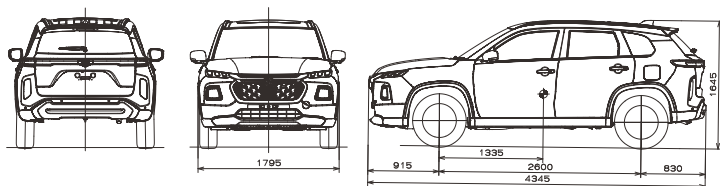
Suspension Type	Macpherson Strut
Spring Type	Coil Spring
Type of Shock Absorbers	Double Action Telescopic
Stabilizer System	Torsion Bar

### FORMATION WHEEL

Tire Size & Wheel Diameter:	
Front	215/60R17 96H
Rear	215/60R17 96H

### WEIGHT OF VEHICLE

	GL	GX
Curb Weight [kg]:		
Axis I [Front]	720	735
Axis II [Rear]	470	475
Total	1,190	1,210



Catatan:  
Untuk peningkatan dan penyesuaian dengan perkembangan teknologi, spesifikasi ini sewaktu-waktu dapat berubah tanpa pemberitahuan terlebih dahulu.

\*Hanya tersedia untuk tipe GX

\*\*ESP® adalah merek dagang yang terdaftar untuk Daimler AG. ESP® didesain untuk membantu Grand Vitara agar mudah dikendalikan. Tetapi, efektivitasnya tergantung oleh kondisi berkendara dan keadaan permukaan jalan. Jika ban melewati limit cengkraman dan roda mulai berputar atau tergelincir, efektivitasnya mungkin akan berkurang.

## EQUIPMENTS

### EXTERIOR

		GL	GX
Headlamps	LED Projector	•	•
	Follow Me Home System	•	•
Headlamp Leveling Device	Manual	•	•
Automatic Lamps		•	•
Position Lamps	LED	•	•
Front Grill	Chrome + Paint	•	•

### INTERIOR

		GL	GX
Cabin Lights	<b>FRONT MAP LIGHT</b>		
	Cabin Light (3-position)		
	Glove Box Light	-	•
	Footwell Light (Both Front Seat)	-	•
	Ambient Lights	-	•
Sun Visors	<b>DRIVER'S SIDE</b>		
	With Ticket Holder	•	•
	With Vanity Mirror	•	•
	With Illumination Function	-	•
	<b>PASSENGER'S SIDE</b>		
	With Ticket Holder	•	•
	With Vanity Mirror	•	•
	With Illumination Function	-	•
Assist Grips	Passenger's Side	•	•
	Rear x 2		
Cup Holders	Front x 2	•	•
	Rear Armrest x 2		
Bottle Holders	Front x 2	•	•
	Rear x 2		
Centre Console Box		•	•
With Armrest			
3 Spoke Steering Wheel	Leather covered	-	•
	Tilt & telescopic adjustable	•	•
	Cruise Control	•	•
	Paddle Shift	•	•
	Electric Power Steering	•	•
Rear USB Ports		-	•

### SAFETY, SECURITY AND ENVIRONMENTAL COMPATIBILITY

SRS Front Dual Airbags		•	•
SRS Side Airbags		•	•
SRS Curtain Airbags		•	•
Seatbelts	Front: 3-point ELR seatbelts x3 with Pretensioner and Force Limiter.	•	•
	Rear: 3-point ELR seatbelts x3	•	•
ISOFIX Lower Anchorage	x2	•	•
ISOFIX Top Tether	x2	•	•
Anchorage		•	•
Childproof Rear Door Locks		•	•
Side Impacts Door Beams		•	•
ABS with EBD Function		•	•
ESP®**		•	•
Hill Hold Control		•	•
Brake Assist Function		•	•
Parking Sensors	Rear	•	•
LED-DRL (Daytime Running Lights)		•	•
High-mount Stop Lamp		•	•
Immobilizer		•	•
Security Alarm		•	•
Pedal Release System		•	•

Informasi lebih lanjut hubungi:

Informasi lengkap kunjungi <https://www.suzuki.co.id/automobile/grand-vitara>